

As the Sand on the Seashore

Visual to Abraham's Promise, Counting, Doubling, Measuring, Evangelism, Compassion

We see the sand or the stars and realize they are too many to count. This lesson demonstrates how quickly that can happen. This can be done as a weekly chapel visual for 16 weeks or in classroom for 4 days/week for 4 weeks. Or in your own creative planning.

You will need:

- 8lbs of rice
- Bucket to hold 8lbs rice
- Time span of 16 increments (days, weeks)


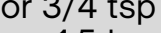





"I will surely bless you and make your descendants as numerous as the stars in the sky and as the sand on the seashore. Your descendants will take possession of the cities of their enemies, and through your offspring all nations on earth will be blessed, because you have obeyed me." Genesis 22:17-18

Discuss with students God's promise then leading into how heaven will look like this. God wants us to tell as many people as possible about Jesus so we can make it look like the sand on the seashore. But we don't have to tell millions or even hundreds. If we tell just 2 people, and those 2 each tell 2 people, it will be countless quickly.

You can begin this objective lesson counting out the grains of rice, but soon you'll want to measure the daily increase.

o o o o o o o o o **Countless**

1. Day - 1 grain	
2. Day - 2 grains	
3. Day - 4 grains	
4. Day - 8 grains	
5. Day - 16 grains	
6. Day - 32 grains	
7. Day - 64 grains or 3/4 tsp	
8. Day - 128 grains or 1.5 tsp	
9. Day - 1 Tbs	
10. Day - 2 Tbs	
11. Day - 4 Tbs	
12. Day - 8 Tbs	
13. Day - 1 Cup	
14. Day - 1 Pound	
15. Day - 2 Pound	
16. Day - 4 Pounds	

It's amazing to think that with countless people, God still knows how many hairs are on our heads. Another countless object. But He tells us He can. He can hear every prayer, word and even thought before we think it. He says we are precious to Him.

Sometimes people will say it is hopeless to help other people because so many people need help. It is like looking at the sand on the seashore.

Look at the account in John 5: 3-8 where there were so many sick people laying by the pool waiting to be healed. But Jesus walked up to one man and healed him.

Jesus shows us, it is important to look at helping "the one", and telling "the one" about Jesus, even if they are surrounded by many. The story of the starfish is a great illustration.



Starfish: Making a Difference



One day a man was walking along the beach, when he noticed a boy hurriedly picking up and gently throwing things into the ocean. Approaching the boy, he asked, "Young man, what are you doing?" The boy replied, "Throwing starfish back into the ocean. The surf is up and the tide is going out. If I don't throw them back, they'll die." The man laughed to himself and said, "Don't you realize there are miles and miles of beach and hundreds of starfish? You can't make any difference!"

After listening politely, the boy bent down, picked up another starfish, and threw it into the surf. Then, smiling at the man, he said, "I made a difference to that one."

Two Key Concepts:

No act of kindness, regardless of how small it might seem, is ever wasted. Every time we make the decision to be kind and to be a helper to others, we have a positive impact on the world and God's Kingdom

You do not have to wait until you are grown up to make a difference. In fact, the wiser of the characters in this story is the child. Our children can be empowered with the knowledge that they can have an impact right now on the world around them by the choices they make and the way they extend kindness to others.

There are countless children not going to school this year all over the world. It is hard to believe that helping just one child in Liberia matters. But Jesus tells us and shows us that "the one" is precious.

STARFISH & RICE ART PROJECT

Have students:

- Trace and cut out Starfish (below) from tan construction paper or cardstock.
- Paint Starfish with glue
- Add leftover rice from "Doubling Project"
- Press rice into the glue and allow it to dry. May want to keep it pressed overnight to avoid curling.
- Glue Starfish to cardstock
- Cut out and add a header of a Scripture or prayer.

S is for Starfish



©Little Stars Learning
www.littlestarslearning.blogspot.com